


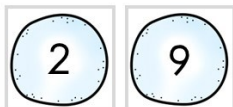



# SNEEUWBALLEN VERDELEN

Doel: Ik kan getallen t/m 50 (of 100) ordenen.


Knip alle sneeuwballen uit en hang of leg alle "Woodlandluvvies" aan een boom/paal/muur of op tafeltjes van kinderen. Verdeel de sneeuwballen en het ordenen kan beginnen.



1	2	3	4	5
6	7	8	9	10
11	12	13	14	15
16	17	18	19	20
21	22	23	24	25
26	27	28	29	30
31	32	33	34	35
36	37	38	39	40


41	42	43	44	45
46	47	48	49	50
51	52	53	54	55
56	57	58	59	60
61	62	63	64	65
66	67	68	69	70
71	72	73	74	75
76	77	78	79	80

81	82	83	84	85
86	87	88	89	90
91	92	93	94	95
96	97	98	99	100



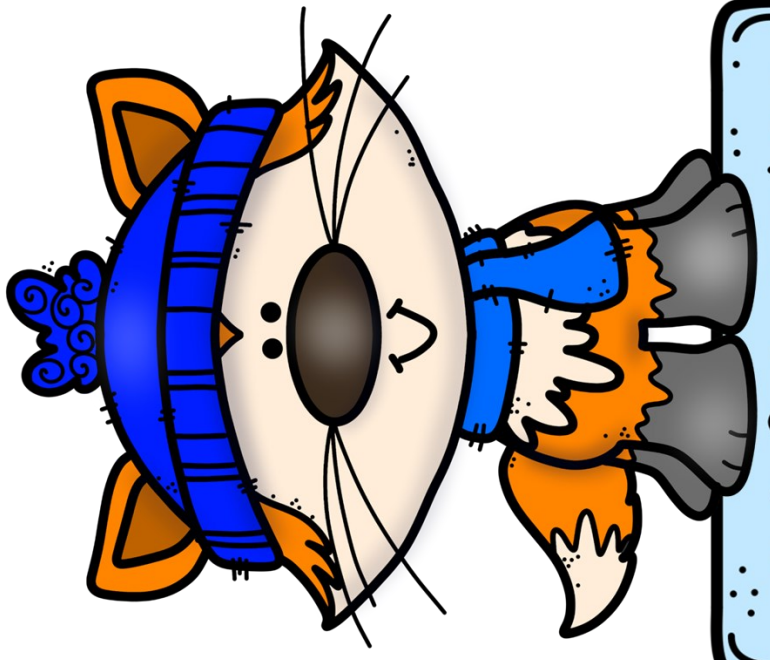
1-10

— Hoytans Rekem —  
— Make Sense with Math —  
© 2015




11-20

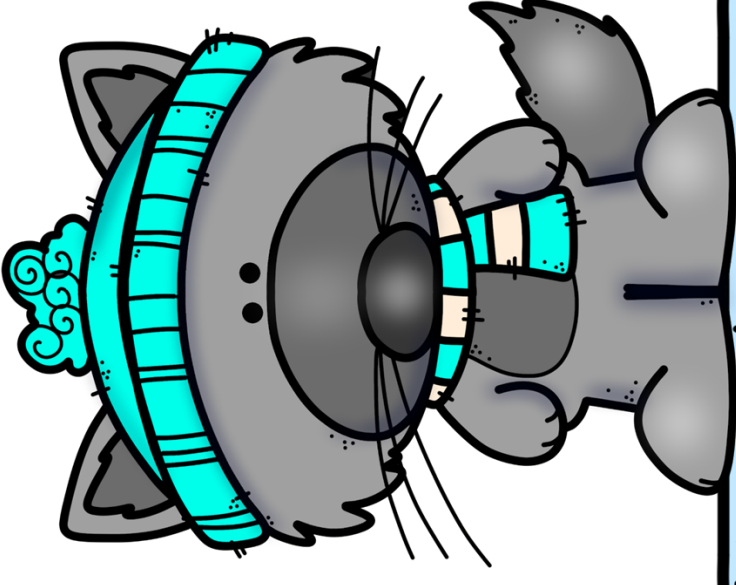
— Hoytans Rekem —  
— Make Sense with Math —  
© 2015




$$21 - 30 =$$




$$31 - 40 =$$



$$41 - 50$$



$$51 - 60$$




61-70

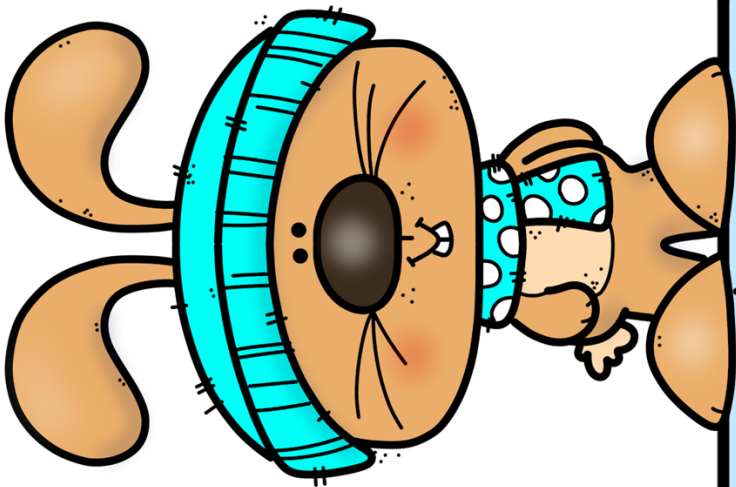


71-80





$$81 - 90 =$$



$$91 - 100 =$$